

BSE (Bombay Stock Exchange) Limited  
Phiroze Jeejeebhoy Towers,  
Dalal Street,  
MUMBAI - 400 001  
Fax No: 022 2272 3121/2041

**BY SPEED POST**

CFPL/SEC/BSE/9044/2013-2014  
14<sup>th</sup> October, 2013

**KIND ATTN: DEPTT. OF CORPORATE SERVICES**

**Subject:- Submission of Shareholding Pattern under Clause No. 35.**


**Script Code No.:- 519475**

We are enclosing herewith the copy of the Shareholding Pattern in compliance with the provisions of Clause No. 35 of the Listing Agreement for the Quarter ended as on 30<sup>th</sup> September, 2013.

Kindly acknowledge the receipt of the same.

Thanking you,

Yours faithfully,  
For Chordia Food Products Limited

  
Pradeep Chordia  
Managing Director



Encl:- As above

**CHORDIA FOOD PRODUCTS LTD.**

Office: 48/A, Parvati Industrial Estate, Opp. Adinath Society, Pune-Satara Road, Pune-411009, India.

Tel.: 020-24220022 / 9822720000 Fax: 020-24215190 Email: admin@chordia.com Website: www.chordia.com

Registered Office: 399/400, Sangavi (Shirwal), Tal. Khandala, Dist. Satara-412801

Tel.: 02169-245078 Fax: 02169-245079


## Introductory sub-table (I)(a)

Name of the Company: CHORDIA FOOD PRODUCTS LIMITED			
Scrip Code:519475		Name of the scrip: CHORDIA	Class of security: EQUITY
QUARTER ENDED: 30.09.2013			
Partly paid-up shares:-	No. of partly paid-up shares	As a % of total no. of partly paid-up shares	As a % of total no. of shares of the company
Held by promoter/promoter group	0	0	0
Held by public	0	0	0
		0	
<b>Total - D</b>	<b>0</b>	<b>0</b>	<b>0</b>
Outstanding convertible securities:-	No. of outstanding securities	As a % of total no. of outstanding convertible securities	As a % of total no. of shares of the company, assuming full conversion of the convertible securities
Held by promoter/promoter group	0	0	0
Held by public	0	0	0
<b>Total - E</b>	<b>0</b>	<b>0</b>	<b>0</b>
Warrants:-	No. of warrants	As a % of total no. of warrants	As a % of total no. of shares of the company, assuming full conversion of warrants
Held by promoter/promoter group	0	0	0
Held by public	0	0	0
<b>Total - F</b>	<b>0</b>	<b>0</b>	<b>0</b>
<b>Total paid-up capital of the company, assuming full conversion of warrants and convertible securities</b>		<b>2980100</b>	



**Statement Showing Shareholding Pattern**

Category code	Category of Shareholder	Number of Shareholders	Table (I)(a)		Total shareholding as a percentage of total number of shares		Shares Pledged or otherwise encumbered	
			Total number of shares	Number of shares held in dematerialized form	As a percentage of (A+B) <sup>1</sup>	As a percentage of (A+B+C)	Number of shares	As a percentage
			(IV)	(V)	(VI)	(VII)	(VIII)	X = (VIII)/(IV)*100
N: 27.09	(II)	(III)	(IV)	(V)	(VI)	(VII)	(VIII)	X = (VIII)/(IV)*100
<b>(A)</b>	<b>Shareholding of Promoter</b>							
<b>1</b>	<b>Indian</b>							
(a)	Individuals/ Hindu Undivided Family	8	659928	659528	22.14	22.14	0	0.00
(b)	Central Government/ State Government(s)	0			0.00	0.00	0	0.00
(c)	Bodies Corporate	1	833110	833110	27.96	27.96	0	0.00
(d)	Financial Institutions/ Banks	0	0	0	0.00	0.00	0	0.00
(e)	Any Others(Specify)	0	0	0	0.00	0.00	0	0.00
(e-i)					0.00	0.00		0.00
(e-ii)					0.00	0.00		0.00
	<b>Sub Total(A)(1)</b>	<b>9</b>	<b>1493038</b>	<b>1492638</b>	<b>50.10</b>	<b>50.10</b>	<b>0</b>	<b>0.00</b>
<b>2</b>	<b>Foreign</b>							
a	Individuals (Non-Residents Individuals/ Foreign Individuals)	0	0	0	0.00	0.00	0	0.00
b	Bodies Corporate	0	0	0	0.00	0.00	0	0.00
c	Institutions	0	0	0	0.00	0.00	0	0.00
d	Qualified Foreign Investor	0	0	0	0.00	0.00	0	0.00
d-i	Any Others(Specify)	0	0	0	0.00	0.00	0	0.00
d-ii								0.00
	<b>Sub Total(A)(2)</b>	<b>0</b>	<b>0</b>	<b>0</b>	<b>0.00</b>	<b>0.00</b>	<b>0</b>	<b>0.00</b>
	<b>Total Shareholding of</b>	<b>9</b>	<b>1493038</b>	<b>1492638</b>	<b>50.10</b>	<b>50.10</b>	<b>0</b>	<b>0.00</b>
<b>(B)</b>	<b>Public shareholding</b>							
<b>1</b>	<b>Institutions</b>							
(a)	Mutual Funds/ UTI	0	0	0	0.00	0.00	0	0
(b)	Financial Institutions / Banks	0	0	0	0.00	0.00	0	0
(c)	Central Government/ State Government(s)	0	0	0	0.00	0.00	0	0
(d)	Venture Capital Funds	0	0	0	0.00	0.00	0	0
(e)	Insurance Companies	0	0	0	0.00	0.00	0	0
(f)	Foreign Institutional Investors	0	0	0	0.00	0.00	0	0
(g)	Foreign Venture Capital Investors	0	0	0	0.00	0.00	0	0
(h)	Qualified Foreign Investor	0	0	0	0.00	0.00	0	0
(h-i)	Any Other (specify)				0.00	0.00	0	0
(h-ii)					0.00	0.00	0	0
	<b>Sub-Total (B)(1)</b>	<b>0</b>	<b>0</b>	<b>0</b>	<b>0.00</b>	<b>0.00</b>	<b>0</b>	<b>0</b>
<b>B 2</b>	<b>Non-institutions</b>							
(a)	Bodies Corporate	57	145769	123069	4.89	4.89	0	0
(b)	Individuals				0.00	0.00	0	0



I	Individuals -i. Individual shareholders holding nominal share capital up to Rs 1 lakh	4090	926999	507866	31.11	31.11	0	0
II	ii. Individual shareholders holding nominal share capital	18	374105	374105	12.55	12.55	0	0
(c)	Qualified Foreign Investor	0	0	0	0.00	0.00	0	0.00
(c-i)	Directors & Relatives	6	2975	1850	0.10	0.10	0	0
(c-ii)	Non Resident Indians	17	4512	4512	0.15	0.15	0	0
(c-iii)	Clearing Member	0	0	0	0.00	0.00	0	0
(c-iv)	Hindu Undivided Families	42	32702	32702	1.10	1.10	0	0
		0	0	0	0.00	0.00	0	0
	<b>Sub-Total (B)(2)</b>	<b>4230</b>	<b>1487062</b>	<b>1044104</b>	<b>49.90</b>	<b>49.90</b>	<b>0</b>	<b>0</b>
<b>(B)</b>	<b>Total Public Shareholding (B)= (B)(1)+(B)(2)</b>	<b>4230</b>	<b>1487062</b>	<b>1044104</b>	<b>49.90</b>	<b>49.90</b>	<b>0</b>	<b>0</b>
	<b>TOTAL (A)+(B)</b>	<b>4239</b>	<b>2980100</b>	<b>2536742</b>	<b>100.00</b>	<b>100.00</b>	<b>0</b>	<b>0</b>
<b>(C)</b>	<b>Shares held by Custodians and against which Depository Receipts have been issued</b>							
1	Promoter and Promoter Group	0	0	0	0	0.00	0	0
2	Public	0	0	0	0	0.00	0	0
	<b>Sub-Total (C)</b>	<b>0</b>	<b>0</b>	<b>0</b>	<b>0</b>	<b>0</b>	<b>0</b>	<b>0</b>
	<b>GRAND TOTAL (A)+(B)+(C)</b>	<b>4239</b>	<b>2980100</b>	<b>2536742</b>	<b>100.00</b>	<b>100.00</b>	<b>0</b>	<b>0.00</b>



For Chordia Food Products Ltd.

*M. Medis*

Managing Director

(1)(b) Statement showing holding of securities (including shares, warrants, convertible securities) of persons belonging to the category "Promoter and Promoter Group"

Sr. No.	Name of the shareholder	Details of Shares held			Encumbered shares (*)			Details of warrants		Details of convertible securities		Total shares (including underlying shares assuming full conversion of warrants and convertible securities) as a % of diluted share capital
		Number of shares held	As a % of grand total (A)+(B)+(C)	No.	As a percentage (V)=(VI)/(III)*100	As a % of grand total (A)+(B)+(C) of sub-clause (I)(a)	Number of warrants held	As a % total number of warrants of the same class	Number of convertible securities held	As a % total number of convertible securities of the same class		
(i)	(ii)	(iii)	(iv)	(v)	(vi)	(vii)	(viii)	(ix)	(x)	(xi)	(xii)	
1	RAJKUMAR HUKMICHAND CHORDIA	200	0.01	0	0.00	0.00	0	0	0	0	0.01	
2	CHORDIA PRAVIN HUKMICHAND	23000	0.77	0	0.00	0.00	0	0	0	0	0.77	
3	HUKMICHAND CHORDIA	100	0.00	0	0.00	0.00	0	0	0	0	0.00	
4	KAMALBAI CHORDIA	100	0.00	0	0.00	0.00	0	0	0	0	0.00	
5	PRADEEP HUKMICHAND CHORDIA	321351	10.78	0	0.00	0.00	0	0	0	0	10.78	
6	MEENA PRADEEP CHORDIA	300299	10.08	0	0.00	0.00	0	0	0	0	10.08	
7	ANURADHA PRADEEP CHORDIA	477	0.02	0	0.00	0.00	0	0	0	0	0.02	
8	PRADEEP HUKMICHAND CHORDIA	14401	0.48	0	0.00	0.00	0	0	0	0	0.48	
9	CHORDIA TECHNOLOGIES (INDIA) PVT LTI	833110	27.96	0	0.00	0.00	0	0	0	0	27.96	
TOTAL		1493038	50.10	0	0.00	0.00	0	0	0	0	50.10	


(\*) The term "encumbrance" has the same meaning as assigned to it in regulation 28(3) of the SAST Regulations, 2011



For Chordia Food Products Ltd.

*M. Madic*

Managing Director



(I)(c)(i) Statement showing holding of securities (including shares, warrants, convertible securities) of persons belonging to the category "Public" and holding more than 1% of the total number of shares


Sr. No.	Name of the shareholder	Number of shares held	Shares as a percentage of total number of shares (i.e., Grand Total (A)+(B)+(C) indicated in Statement at para (I)(a) above)	Details of warrants		Details of convertible securities		Total shares (including underlying shares assuming full conversion of warrants and convertible securities) as a % of diluted share capital
				Number of warrants held	As a % total number of warrants of the same class	Number of convertible securities held	% w.r.t total number of convertible securities of the same class	
1	KARVY STOCK BROKING LTD	60217	2.02	0	0	0	0	2.02
2	EDELWEISS FINANCIAL ADVISORS LTD	35774	1.20	0	0	0	0	1.20
3	RAVINDERKAUR A RAJPAL	42349	1.42	0	0	0	0	1.42
4	SAILESH VIKRAMSINH THAKKER	48775	1.64	0	0	0	0	1.64
5	RAVINDERKAUR AJITSINGH RAJPAL	44591	1.50	0	0	0	0	1.50
<b>TOTAL</b>		<b>231706</b>	<b>7.78</b>	<b>0</b>	<b>0</b>	<b>0</b>	<b>0</b>	<b>7.78</b>



For Chordia Food Products Ltd


*(Signature)*

Managing Director




**(1)(c)(ii) Statement showing holding of securities (including shares, warrants, convertible securities) of persons (together with PAC) belonging to the category "Public" and holding more than 5% of the total number of shares of the company**

Sr. No.	Name(s) of the shareholder(s) and the Persons Acting in Concert (PAC) with them	Number of shares	Shares as a percentage of total number of shares {i.e., Grand Total (A)+(B)+(C) indicated in Statement at para (1)(a) above}	Details of warrants		Details of convertible securities		Total shares (including underlying shares assuming full conversion of warrants and convertible securities) as a % of diluted share capital
				Number of warrants	As a % total number of warrants of the same class	Number of convertible securities held	% w.r.t total number of convertible securities of the same class	
			0.00	0	0	0	0	0
	NIL		0.00	0	0	0	0	0
<b>TOTAL</b>		<b>0</b>	<b>0.00</b>	<b>0</b>	<b>0</b>	<b>0</b>	<b>0</b>	<b>0</b>



(1)(d) Statement showing details of locked-in shares


Sr. No.	Name of the shareholder	Number of locked-in shares	Locked-in shares as a percentage of total number of shares (i.e., Grand Total (A)+(B)+(C) indicated in Statement at para (1)(a) above}	Promoter/Pro- inter Group/Public
DN: 27.09.	NIL		0.00	
<b>TOTAL</b>		0	0.00	NIL





(III)(a) Statement showing details of Depository Receipts (DRs)

Sr. No.	Type of outstanding DR (ADRs, GDRs, SDRs, etc.)	Number of outstanding DRs	Number of shares underlying outstanding DRs	Shares underlying outstanding DRs as a percentage of total number of shares {i.e., Grand Total (A)+(B)+(C) indicated in Statement at para (I)(a) above}
DN: 27.09.	NIL			0.00
				0.00
<b>TOTAL</b>		<b>0</b>	<b>0</b>	<b>0.00</b>



(II)(b) Statement showing holding of Depository Receipts (DRs), where underlying shares held by "promoter/promoter group" are in excess of 1% of the total number of shares

Sr. No.	Name of the DR Holder	Type of outstanding DR (ADRs, GDRs, SDRs, etc.)	Number of shares underlying outstanding DRs	Shares underlying outstanding DRs as a percentage of total number of shares (i.e., Grand Total (A)+(B)+(C) indicated in Statement at para (I)(a) above}
1	NIIL			0.00
2				0.00
<b>TOTAL</b>			<b>0</b>	0.00

